



Configuring In-band Management for an Avi Service Engine

Avi Technical Reference (v16.3)

Copyright © 2018

Configuring In-band Management for an Avi Service Engine

[view online](#)

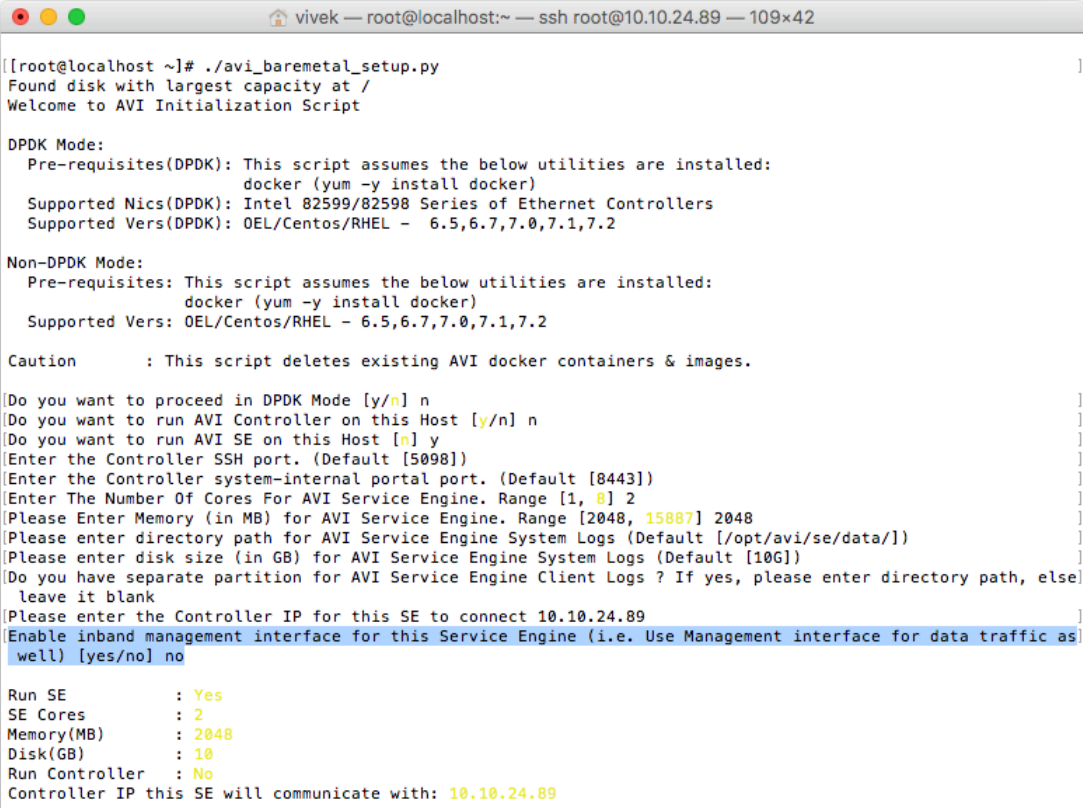
Occasionally it is required to have the SE interface used to communicate with the Avi Controller cluster also be used for its data plane traffic. This article explains how to enable/disable the in-band management attribute on an SE.

Note:

- If in-band management is enabled on an SE, that SE will not support multiple VRFs.
- To enable multiple VRFs on an SE, it must be deployed with in-band management disabled. The caveat with disabling in-band management is that the management interface will not be used for data plane traffic, and hence no VS will be placed on this interface and this interface will not be used to communicating with back-end servers.

SE In-band Management Configuration Using Bare-Metal Script

This section details deployment of a Service Engine with in-band management enabled or disabled using the `avi_baremetal_setup.py` script.



```
[root@localhost ~]# ./avi_baremetal_setup.py
Found disk with largest capacity at /
Welcome to AVI Initialization Script

DPDK Mode:
  Pre-requisites(DPDK): This script assumes the below utilities are installed:
                        docker (yum -y install docker)
  Supported Nics(DPDK): Intel 82599/82598 Series of Ethernet Controllers
  Supported Vers(DPDK): OEL/Centos/RHEL - 6.5,6.7,7.0,7.1,7.2

Non-DPDK Mode:
  Pre-requisites: This script assumes the below utilities are installed:
                  docker (yum -y install docker)
  Supported Vers: OEL/Centos/RHEL - 6.5,6.7,7.0,7.1,7.2

Caution      : This script deletes existing AVI docker containers & images.

Do you want to proceed in DPDK Mode [y/n] n
Do you want to run AVI Controller on this Host [y/n] n
Do you want to run AVI SE on this Host [n] y
Enter the Controller SSH port. (Default [5098])
Enter the Controller system-internal portal port. (Default [8443])
Enter The Number Of Cores For AVI Service Engine. Range [1, 8] 2
Please Enter Memory (in MB) for AVI Service Engine. Range [2048, 15887] 2048
Please enter directory path for AVI Service Engine System Logs (Default [/opt/avi/se/data/])
Please enter disk size (in GB) for AVI Service Engine System Logs (Default [10G])
Do you have separate partition for AVI Service Engine Client Logs ? If yes, please enter directory path, else
leave it blank
Please enter the Controller IP for this SE to connect 10.10.24.89
Enable inband management interface for this Service Engine (i.e. Use Management interface for data traffic as
well) [yes/no] no

Run SE          : Yes
SE Cores        : 2
Memory(MB)     : 2048
Disk(GB)       : 10
Run Controller  : No
Controller IP this SE will communicate with: 10.10.24.89
```

Figure. Option to disable/enable in-band management in the `avi_baremetal_setup.py` script interactive mode

SE In-band Management Configuration Using Linux Server Cloud

The section details deployment of an SE with in-band management enabled or disabled using the Linux Server Cloud configuration on the Avi Controller UI.

A new server added to the Linux Server Configuration will inherit the cloud-level in-band management property. This property can be explicitly modified per host to override the cloud-level value.

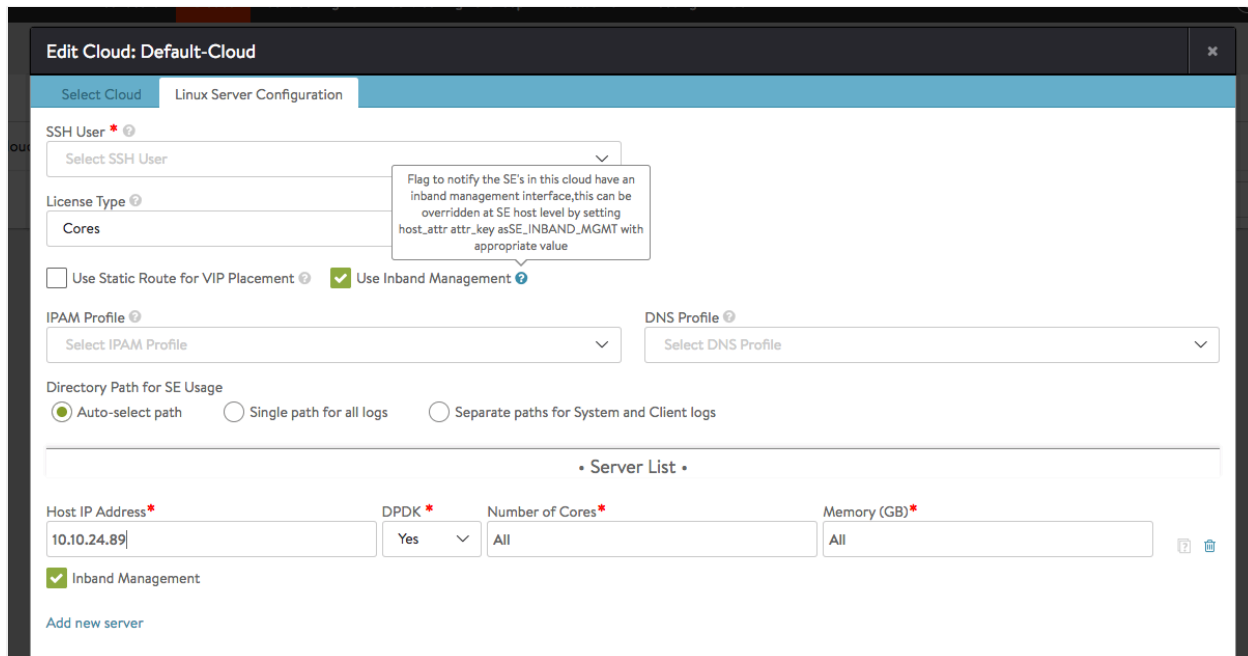


Figure. In-band management enabled at the cloud and host level

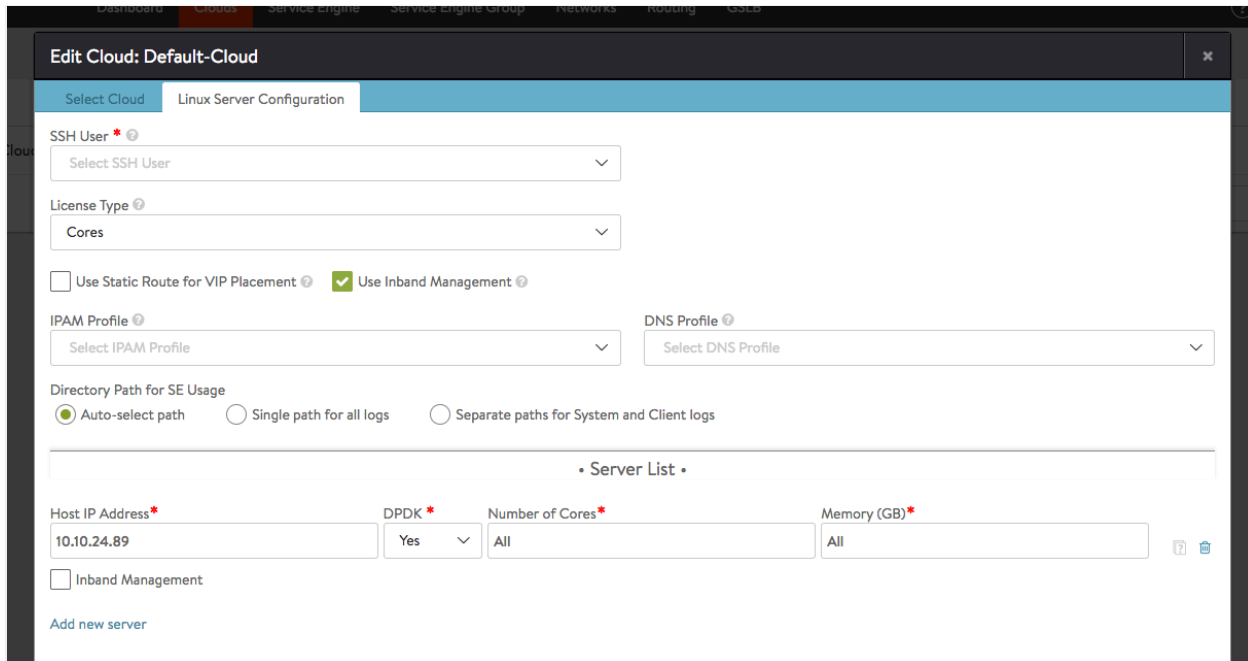


Figure. In-band management enabled at cloud level, but disabled at host level

```

vivek — root@10-10-24-89: /home/admin — ssh -p 5098 admin@10.10.24.89 — 119x63
[admin:10-10-24-89]: cloud>
[admin:10-10-24-89]: cloud> linuxserver_configuration
[admin:10-10-24-89]: cloud:linuxserver_configuration> se_inband_mgmt
Overwriting the previously entered value for se_inband_mgmt
[admin:10-10-24-89]: cloud:linuxserver_configuration> hosts index 1
[admin:10-10-24-89]: cloud:linuxserver_configuration:hosts> host_attr attr_key SE_INBAND_MGMT
New object being created
[admin:10-10-24-89]: cloud:linuxserver_configuration:hosts:host_attr> attr_val false
[admin:10-10-24-89]: cloud:linuxserver_configuration:hosts:host_attr> sav
[admin:10-10-24-89]: cloud:linuxserver_configuration:hosts> wh
Tenant: admin
+-----+
| Field      | Value      |
+-----+
| host_ip    | 10.10.24.89 | |
| host_attr[1] | attr_key  | DPDK      |
|             | attr_val  | NO        |
| host_attr[2] | attr_key  | CPU       |
|             | attr_val  | 2         |
| host_attr[3] | attr_key  | MEMORY    |
|             | attr_val  | 2048      |
| host_attr[4] | attr_key  | SE_INBAND_MGMT |
|             | attr_val  | false     |
+-----+
[admin:10-10-24-89]: cloud:linuxserver_configuration:hosts> sav
[admin:10-10-24-89]: cloud:linuxserver_configuration> wh
Tenant: admin
+-----+
| Field      | Value      |
+-----+
| ssh_attr  |            | |
| ssh_user  | root       |
| host_os   | COREOS     |
| docker_registry_se | registry | avinetworks/se |
| private   | False      |
| se_repository_push | False     |
| hosts[1]  |            |
| host_ip   | 10.10.24.89 |
| host_attr[1] | attr_key  | DPDK      |
|             | attr_val  | NO        |
| host_attr[2] | attr_key  | CPU       |
|             | attr_val  | 2         |
| host_attr[3] | attr_key  | MEMORY    |
|             | attr_val  | 2048      |
| host_attr[4] | attr_key  | SE_INBAND_MGMT |
|             | attr_val  | false     |
| se_sys_disk_size_GB | 10       |
| se_log_disk_size_GB | 5        |
| se_inband_mgmt | True      |
+-----+
[admin:10-10-24-89]: cloud:linuxserver_configuration> sav
[admin:10-10-24-89]: cloud> sav
    
```

Figure. In-band management setting enabled at cloud and disabled at host level from the CLI